



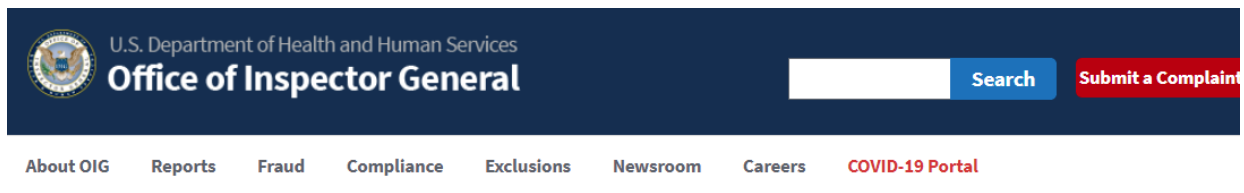
Apply for Unemployment Benefits in NY

To FILE ONLINE: You must create a NY State ID account. YOU MUST HAVE A VALID EMAIL ADDRESS THAT YOU CAN ACCESS IN ORDER TO PROCEED. NiogaMobile has a video on creating a FREE Google email address. Link in description! If you do NOT WANT email you MUST apply by telephone. "Call our Telephone Claim Center, toll-free during business hours to file a claim.

1-888-209-8124

Monday through Friday, 8:00 am to 7:30 pm."

1. Find the correct website! This is always important, as United States Federal Government websites are all standard in their web address format:



An Official United States Government Website

The .gov means it's official.

Federal government websites always use a .gov or .mil domain. Before sharing sensitive information online, make sure you're on a .gov or .mil site by inspecting your browser's address (or "location") bar.

This site is also protected by an SSL (Secure Sockets Layer) certificate that's been signed by the U.S. government. The **https://** means all transmitted data is encrypted — in other words, any information or browsing history that you provide is transmitted securely.

See: <https://oig.hhs.gov/notices/official-site.asp#:~:text=An%20Official%20United%20States%20Government%20Website&text=Before%20sharing%20sensitive%20information%20online,signed%20by%20the%20U.S.%20government>.

THE BEST WAY TO GO TO THE RIGHT SITE IS TO TYPE IN THE EXACT ADDRESS: NY.GOV. BE CAREFUL USING ANY SEARCH ENGINE AS RESULTS MAY SOMETIMES LEAD TO UNOFFICIAL SITES. THIS IS RARE, BUT IT HAPPENS! KEEP YOURSELF FROM GETTING SCAMMED AND GO TO THE RIGHT SITE!

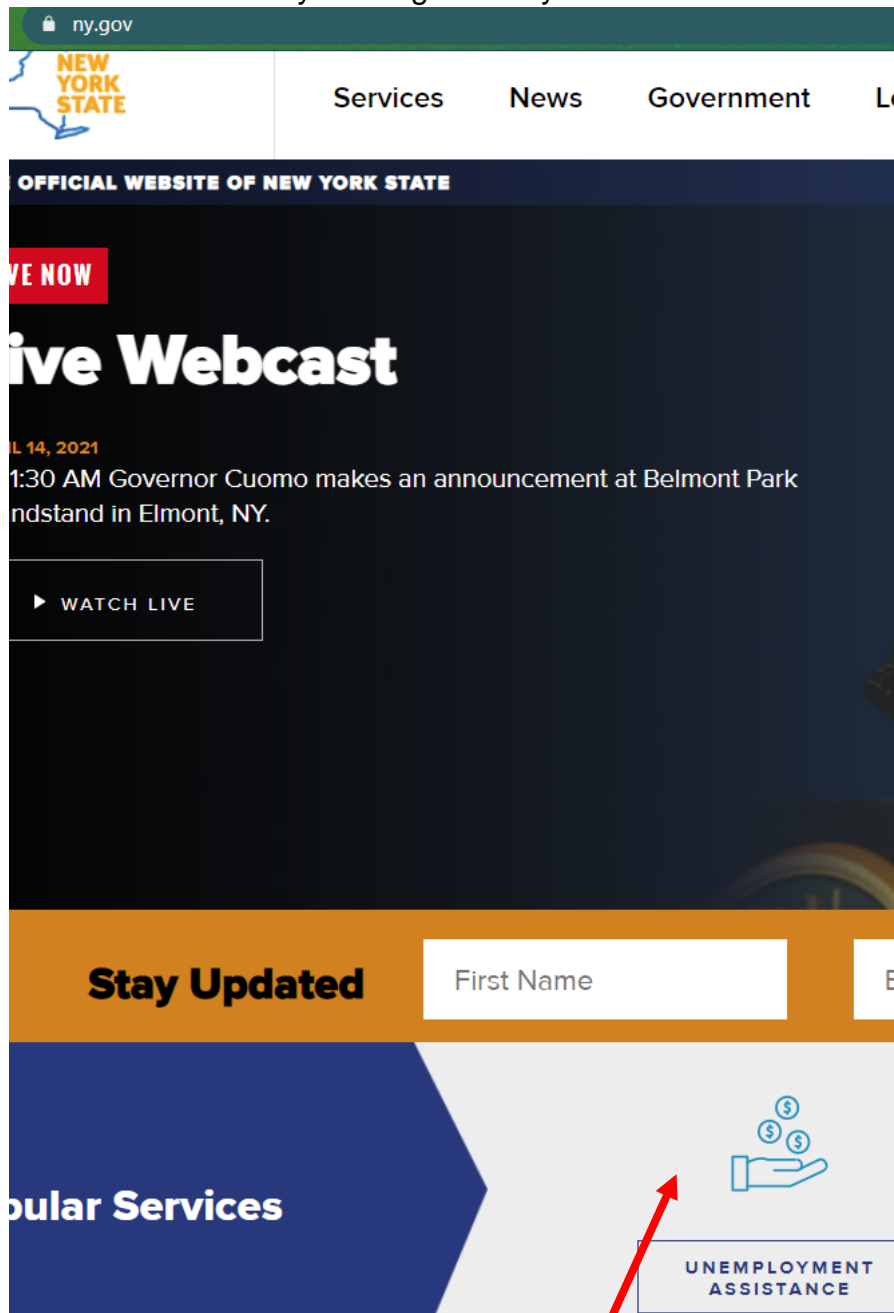
2. State websites are a little different, but here's an official list from the Federal Government:

The screenshot shows the USA.gov homepage. At the top left is the USA.gov logo. To its right is a search bar labeled "Search All Government". Below the search bar is a navigation menu with links: "All Topics and Services", "About the U.S.", "Benefits, Grants, Loans", "Government Agencies and Elected Officials", and "Jobs and Unemployment". The main content area is titled "State Government" and includes the text "Find contact information for each state or territory." Below this is a search prompt "Find your state or territory:" followed by a dropdown menu currently showing "Alabama" and a blue "Go" button. A red arrow points from the "State Governments" link in the left sidebar to the dropdown menu. Below the search box are social media sharing icons for Facebook, Twitter, and Email.

You can click the dropdown and find New York:

This close-up shows the search dropdown menu expanded. The options listed are Alabama, New Hampshire, New Jersey, New Mexico, New York (highlighted in blue), North Carolina, and North Dakota. To the right of the dropdown is a blue "Go" button. A red arrow points from the text "Click Go" below to the "Go" button.

Click New York and you will go directly to the official New York State website:



3. From here, scroll down a short bit and click Unemployment Assistance

4. The web page is sectioned off well and it also gives you a time estimate for how long this process might take you:

Get Unemployment Assistance
File a claim online to receive temporary income while you search for a job.

SECTIONS

- What You Need to Know
- Overview
- Eligibility
- Payment Options
- How to File
- File
- What's Next
- Claimant Handbook
- Discrimination

What You Need to Know

- **Update 12/29/20:** The federal government has extended the federal unemployment benefit programs available through the CARES Act for an additional 11 weeks. Pandemic Unemployment Assistance (PUA) and Pandemic Emergency Unemployment Compensation (PEUC) will be available through March 14, 2021, with qualified claimants' benefits fully phasing out by April 5, 2021. Federal Pandemic Unemployment Compensation (FPUC) benefits will resume with \$300 weekly payments until March 14, 2021.
- **To receive these extended federal benefits, continue to certify weekly while unemployed.** To allow your fellow New Yorkers to reach NYS DOL representatives about regular matters, please do not call to inquire about the federal program extensions at this time. As we receive additional guidance on the federal programs from US DOL, we will provide updates on our website, social media platforms, and directly via emails and texts.
- Waiting weeks for unemployment benefits have been waived during this crisis. If you've seen the term 'waiting week' on your payment history, it is a relic of our existing system and does NOT impact your benefits.

AVERAGE TIME OF TRANSACTION
🕒 **60+**
MINUTES
GET

5. Here's the button to start filing your claim:

File

It is best to apply for unemployment insurance online in the hours of 7:30AM - 7:30PM.

APPLY ONLINE NOW

Apply By Telephone

Call our Telephone Claim Center, toll-free during business hours to file a claim.

- 1-888-209-8124
- Monday through Friday, 8:00 am to 7:30 pm.

If you file by phone, we offer translation services. Use your phone keypad to enter the number for the language you choose. A voice

6. Follow the directions on each screen. Here's the first one:



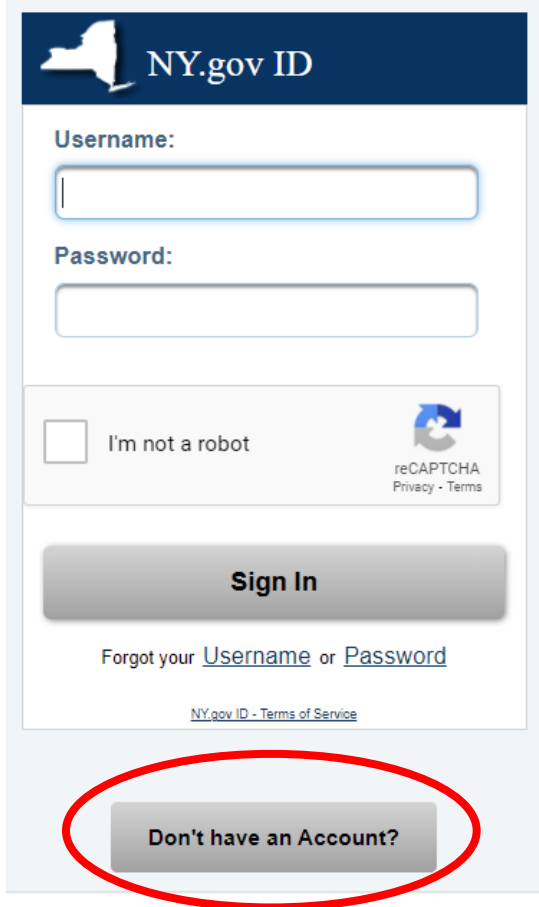
Login

LOGIN

***If the New York State Department of Labor directed you to file your claim again or you are filing a claim for the Shared Work program, please visit [Online Services for Individuals](#), enter your NY.gov Username and Password and choose Sign In. In the Unemployment Insurance box on the bottom right section of the next screen, select File a Claim.

WARNING: Use of a Virtual Private Network (VPN), proxy, or internet anonymizer service will cause problems with your ability to apply or certify for benefits. Turn these services off before accessing online services. If you cannot turn off your VPN please call 1-888-209-8124 to apply for benefits or 1-888-581-5812 to certify for benefits

7. Clicking the Login button leads here:



I clicked the "Don't have an Account?" button

8. You must create a NY State ID account. I clicked on a “Personal Account” because that’s what you would need. YOU MUST HAVE A VALID EMAIL ADDRESS THAT YOU CAN ACCESS IN ORDER TO PROCEED.

NY.gov ID Online Services FAQs About NY.gov ID Help Desk Information Privacy Policy Terms of Service

Obtain an NY.gov ID Personal User Account

Personal NY.gov ID - Allows you to access online services that require your verified identity where you are acting in an individual capacity (i.e. Not as a business).

Getting Started

Registering for a Personal NY.gov ID is a two part process.

1. NY.gov ID Self Registration

Online Registration consists of 3 steps. Use the 'Next' and 'Continue' buttons at the bottom of each page to move through the steps.

- i. Enter basic user information (along with a valid email address) and select a User ID.
- ii. Confirm basic user information is correct.
- iii. Finish the online registration.

2. Email Activation

Once you have finished the create steps above, please check your email and click on the link inside. Once you have clicked on the link, you will be prompted to set your password, and select 3 security questions & answers.

[Sign Up for a Personal NY.gov ID](#)

If you want a Personal NY.gov ID, please click the button to start the process.

[Go Back](#)

Copyright 2020 New York State Office of Information Technology Services (ITS) Build: 08/11/2020 4:22 PM

Good luck!

Funding for computer training is provided by the Nioga Library System



NIOGA LIBRARY SYSTEM

6575 Wheeler Road - Lockport, NY 14094
Phone - (716) 434-6167 Fax - (716) 434-8231